

# M-850 Hexapod 6-Axis Positioner, High Load, High Precision

## High-Load Parallel-Kinematics Micropositioner with Controller, to 2000 N



M-850 Hexapod Microrobot

- Six Degrees of Freedom
- Works in Any Orientation
- No Moving Cables for Improved Reliability and Precision
- 200 kg Load Capacity (Vertical)
- Heavy-Duty, Ultra-High-Resolution Bearings for 24/7 Applications
- Repeatability to  $\pm 1 \mu\text{m}$
- Encoder Resolution to 0.005  $\mu\text{m}$
- Significantly Smaller and Stiffer than Serial-Kinematics Systems, Better Dynamics
- Vacuum-Compatible Versions Available
- Linear and Rotary Multi-Axis Scans
- Virtual Pivot Point
- Sophisticated Controller Using Vector Algorithms
- MTBF 20,000 h

### Application Examples

- Alignment of secondary mirrors
- Semiconductor technology
- Optics alignment
- Medical technology
- Micromachining
- Micromanipulation
- X-ray diffraction measurements
- Satellite testing equipment
- Tool control

The M-850 is the ideal micropositioning system for all complex positioning tasks which depend upon high load capacity and accuracy in six independent axes. The use of extremely stiff and accurate components for the M-850 Hexapod results in an unusually high natural frequency of 500 Hz with a 10 kg load. It can withstand loads of 200 kg vertically, and at least 50 kg in any direction. In addition to positioning all axes with resolutions in the submicron and arc-second ranges, it allows the user to define the center of

rotation (pivot point) anywhere inside or outside the system envelope by one simple software command.

Two models are available: The M-850.50 featuring higher speed and direct-drive actuators, and the M-850.11 with a gear ratio that makes it self-locking even with large loads.

### Hexapod vs. Serial Kinematics Systems

The Hexapod is driven by six high-resolution actuators all connected directly to the same moving platform. This design provides a high system stiffness and a large clear aperture.

Because of the low mass of the moving platform, positioning operations can be performed with far lower settling times than with conventional, stacked multi-axis systems. In such systems, runout, guiding errors, and the friction and inertia of moving cables all accumulate to limit accuracy and repeatability—problems which do not affect parallel kinematic systems like the Hexapod.

### Fixed Virtual Pivot Point

For optics and other alignment tasks, it is important to be able to define a fixed pivot point. The sophisticated Hexapod controller allows choosing any point in space as the pivot point for the rotation axes by software command. The pivot point remains fixed relative to the platform.

Target positions in 6-space are entered in user-friendly coordinates and reached by smooth vectorized motion.

### Open Architecture

Control of the hexapod is facilitated by the controller's open interface architecture, which

### Ordering Information

**M-850.11**  
Hexapod Microrobot with Controller, DC-Motor w/ Gearhead

**M-850.V11**  
Hexapod Microrobot with Controller, DC-Motor w/ Gearhead, Vacuum Compatible to  $10^{-6}$  hPa

**M-850.50**  
Hexapod Microrobot with Controller, Direct Drive

**M-850.V50**  
Hexapod Microrobot with Controller, Direct Drive, Vacuum Compatible to  $10^{-6}$  hPa

### Optional Photometers

**F-206.iiU**  
Photometer Card, IR Range, 2 Channels

**F-206.VVU**  
Photometer Card, Visual Range, 2 Channels



The Hexapod comes with a powerful 6D controller and sophisticated, user-friendly positioning and alignment software. Keypad and display are optional

provides a variety of high-level commands and includes a macro language for programming and storing command sequences.

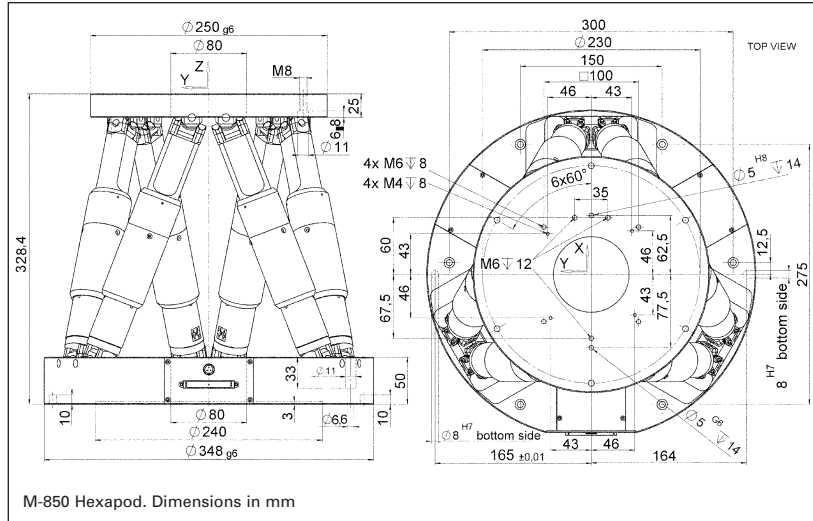
### Automatic Optical Alignment

With the internal or external photometer option and the integrated scanning routines, just a few commands are needed to perform an automated alignment of optical components. For more information on photometers / optical power meters, see [www.pi.ws](http://www.pi.ws).

A smaller, even-more-precise hexapod, specially developed for alignment of collimators, fiber bundles and I/O chips, is available as the F-206 (see p. 4-12).



Custom Hexapod designed for neurosurgery Photo: IPA



Custom "6+3" Hexapod with additional struts providing independent position feedback

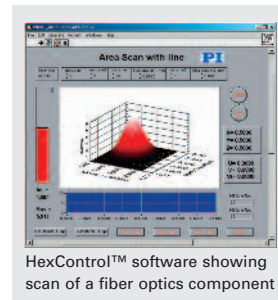
### Technical Data

Model	M-850.11	M-850.50	Units
Active axes	X, Y, Z, $\theta_x$ , $\theta_y$ , $\theta_z$	X, Y, Z, $\theta_x$ , $\theta_y$ , $\theta_z$	
<b>Motion and positioning</b>			
*Travel range X, Y	$\pm 50$	$\pm 50$	mm
*Travel range Z	$\pm 25$	$\pm 25$	mm
*Travel range $\theta_x$ , $\theta_y$	$\pm 15$	$\pm 15$	°
*Travel range $\theta_z$	$\pm 30$	$\pm 30$	°
Actuator drive	DC-motor	DC-motor	
Actuator stroke	$\pm 25$	$\pm 25$	mm
Integrated sensor	Rotary encoder	Rotary encoder	
Sensor resolution	2048	2048	
Actuator design resolution	0.005	0.05	$\mu\text{m}$
**Min. incremental motion X, Y, Z	1 (XY), 0.5 (Z)	1 (XY), 0.5 (Z)	$\mu\text{m}$ (6-axis move!)
**Min. incremental motion $\theta_x$ , $\theta_y$ , $\theta_z$	5	5	$\mu\text{rad}$ (6-axis move!)
Repeatability X, Y	$\pm 2$	$\pm 2$	$\mu\text{m}$
Repeatability Z	$\pm 1$	$\pm 1$	$\mu\text{m}$
Repeatability $\theta_x$ , $\theta_y$ , $\theta_z$	$\pm 10$	$\pm 10$	$\mu\text{rad}$
Max. velocity X, Y, Z	0.5	8	mm/s
Max. velocity $\theta_x$ , $\theta_y$ , $\theta_z$	6	100	mrad/s
Typ. velocity X, Y, Z	0.3	5	mm/s
Typ. velocity $\theta_x$ , $\theta_y$ , $\theta_z$	3	50	mrad/s
<b>Mechanical properties</b>			
Stiffness ( $k_x$ , $k_y$ )	3	3	N/ $\mu\text{m}$
Stiffness ( $k_z$ )	100	100	N/ $\mu\text{m}$
Max. load (baseplate horizontal/any orientation)	200 / 50	200 / 50	kg
Max. holding force (baseplate horizontal/any orientation)	2000 / 500	250 / 85	N
Resonant frequency*** $F_x, F_y$	90	90	Hz
Resonant frequency*** $F_z$	500	500	Hz
<b>Miscellaneous</b>			
Operating temperature range	-10 to +50	-10 to +50	°C
Material	Aluminum	Aluminum	
Mass	17	17	kg
<b>Controller</b>			
Controller included	M-850.502	M-850.502	
Operating voltage	100–240 VAC, 50/60 Hz	100–240 VAC, 50/60 Hz	

Technical data are specified at 20  $\pm 3$  °C. Data for vacuum versions may differ.



Custom water-resistant Hexapod



HexControl™ software showing scan of a fiber optics component

\*The max. travel of the several coordinates (X, Y, Z,  $\theta_x$ ,  $\theta_y$ ,  $\theta_z$ ) are interdependent. The data for each axis in this table shows its maximum travel, where all other axes are at their zero positions. If the other linear or rotational coordinates are not zero, the available travel may be less.

\*\*Six-axis move. No moving cables (unlike serial-kinematic stacked systems) to introduce bending forces, torque and friction which degrade positioning accuracy.

Example: The following position is in the workspace:

X: +20 mm  $\theta_x$ : +10°

Y: +20 mm  $\theta_y$ : +10°

Z: +5 mm  $\theta_z$ : -2°

\*\*\*Baseplate mounted horizontally with 10 kg load

# M-840 HexaLight 6-Axis Parallel Positioning System, 30 kg High-Speed Parallel-Kinematics Micropositioner with Controller, to 50 mm/s



M-840 HexaLight 6D-Micropositioning System

- Six Degrees of Freedom, Travel Ranges to 100 mm/ 60°
- Rapid Response
- No Moving Cables for Improved Reliability and Precision
- Self-Locking Version M-840.DG3: Load Capacity up to 30 kg
- Direct-Drive Version M-840.5PD: Velocity up to 50 mm/s
- Repeatability up to  $\pm 2 \mu\text{m}$
- Encoder Resolution up to 0.016  $\mu\text{m}$
- Significantly Smaller and Stiffer than Serial-Kinematics Systems, Better Dynamics
- Vacuum-Compatible Versions Available
- Virtual Pivot Point
- Sophisticated Controller Using Vector Algorithms
- MTBF 20,000 h



The Hexapod comes with a powerful 6D controller and sophisticated, user-friendly positioning and alignment software. Keypad and display are optional

The M-840 is the ideal micropositioning system for all complex positioning tasks which rely on

### Application Examples

- Biotechnology
- Semiconductor technology
- Micromachining
- Micromanipulation
- X-ray diffraction measurements
- Tool control

high accuracy and speed in six independent axes. In addition to positioning all axes, it allows the user to define the center of rotation (pivot point) anywhere inside or outside the system envelope by one simple software command.

### Fast Positioning in All Six Axes

Two models of the M-840 Hexapod are available. The M-840.5PD Hexapod, which features a higher speed and direct-drive actuators, positions loads

of up to 10 kg in horizontal and up to 3 kg in random orientation at up to 50 mm/s and 600 mrad/s with micron accuracy. The DC-motor-version, M-840.DG3, is basically self-locking. It positions loads of up to 30 kg in horizontal and up to 10 kg in random orientation, and offers smallest sub-micron step sizes.

### Hexapod vs. Serial Kinematics Systems

The Hexapod is driven by six high-resolution actuators all connected directly to the same moving platform. This design provides a high system stiffness and a large clear aperture. Because of the low mass of the moving platform, positioning operations can be performed with far lower settling times than with conventional, stacked multi-axis systems. In such systems, runout, guiding errors, and the friction and inertia of moving cables all accumulate to limit accuracy and repeatability—problems which do not affect parallel kinematic systems like the Hexapod.

### Fixed Virtual Pivot Point

For optics and other alignment tasks, it is important to be able to define a fixed pivot point. The sophisticated Hexapod controller allows choosing any point in space as the pivot point for the rotation axes by software command. The pivot point remains fixed relative to the platform.

Target positions in 6-space are entered in user-friendly coordinates and reached by smooth vectorized motion.

### Open Architecture

Control of the hexapod is facilitated by the controller's open interface architecture, which provides a variety of high-level commands and includes a

### Ordering Information

**M-840.5PD**  
Hexapod Microrobot with Controller, Direct Drive, 10 kg Load

**M-840.DG3**  
Hexapod Microrobot with Controller, DC Motor Gearhead, 30 kg Load

### Optional Photometer

**F-206.iiU**  
Photometer Card, IR Range, 2 Channels

**F-206.VVU**  
Photometer Card, Visible Range, 2 Channels

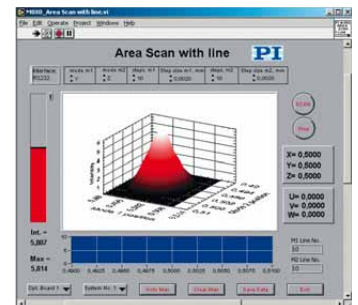
**F-361.10**  
Absolute-Measuring Optical Power Meter, 1000 bis 1600 nm Wavelength

### More Hexapod-Models:

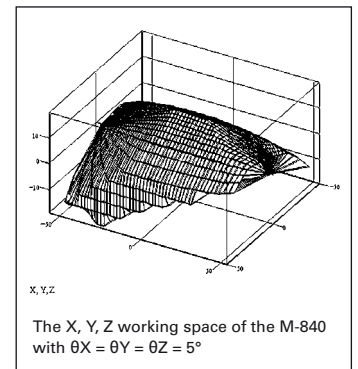
M-850 High-Load Hexapod s.p. 4-6

M-824 Vacuum Compatible Hexapod s.p. 4-10

F-206 Micropositioning System for Maximum Accuracy s.p. 4-12



HexControl software showing scan of a fiber optics component




The X, Y, Z working space of the M-840 with  $\theta X = \theta Y = \theta Z = 5^\circ$



# M-824 Compact 6-Axis Vacuum Positioning System

## Precision Parallel-Kinematics Micropositioner with Controller, Vacuum Versions



M-824.3DG compact vacuum Hexapod

- **Extremely Compact**
- **Travel Ranges to 45 mm (linear), 25° (rotation)**
- **Load Capacity to 10 kg, Self Locking Version**
- **Resolution to 7 nm**
- **Min. Incremental Motion to 300 nm**
- **Repeatability  $\pm 0.5 \mu\text{m}$**
- **Velocity to 25 mm/sec**
- **Vacuum-Compatible Versions Available**

The M-824 is the ideal micro-positioning system for all complex positioning tasks which depend on high speed and accuracy in six independent axes. In addition to positioning all axes, it allows the user to define a center of rotation (pivot point) anywhere inside or outside the system envelope by one simple software command.

### Application Examples

- **Biotechnology**
- **Semiconductor technology**
- **Micromachining**
- **Micromanipulation**
- **X-ray diffraction measurements**
- **Tool control**

### Extremely Compact, Two Motor Versions

The M-824 uses a very compact drive with motor and spindle mounted side-by-side and, with a height of 188 mm, has a considerably lower profile than either the M-850, page 4-6, or M-840, page 4-8 Hexapods. Two versions featuring different drives are offered: the self-locking M-824.3DG with DC motor and gearhead can position loads of up to 5 kg in any orientation (10 kg with baseplate horizontal) with sub-micron precision. The M-824.3PD with integrated ActiveDrive™ system provides a significantly higher velocity of up to 25 mm/sec with loads up to 5 kg.

### Hexapod vs. Serial Kinematics Systems

The Hexapod is driven by six high-resolution actuators all

connected directly to the same moving platform. This design provides a high system stiffness and a large clear aperture.

Because of the low mass of the moving platform, positioning operations can be performed with far lower settling times than with conventional, stacked multi-axis systems. In such systems, runout, guiding errors, and the friction and inertia of moving cables all accumulate to limit accuracy and repeatability—problems which do not affect parallel kinematic systems like the Hexapod.

### Fixed Virtual Pivot Point

For optics and other alignment tasks, it is important to be able to define a fixed pivot point. The sophisticated Hexapod controller allows choosing any point in space as the pivot point for the rotation axes by

### Ordering Information

**M-824.3VP**  
Compact Hexapod Microrobot with Controller, Direct Drive, Vacuum Compatible to  $10^{-6}$  hPa

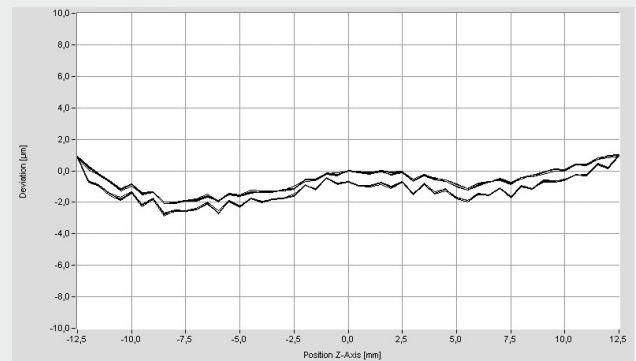
**M-824.3VG**  
Compact Hexapod Microrobot with Controller, DC Motor Gearhead, Vacuum Compatible to  $10^{-6}$  hPa

software command. The pivot point remains fixed relative to the platform.

Target positions in 6-space are entered in user-friendly coordinates and reached by smooth vectorized motion.

### Vacuum Versions

Both models are available as vacuum versions that enable use in applications such as X-ray diffraction microscopy with ambient pressures down to  $10^{-6}$  hPa.



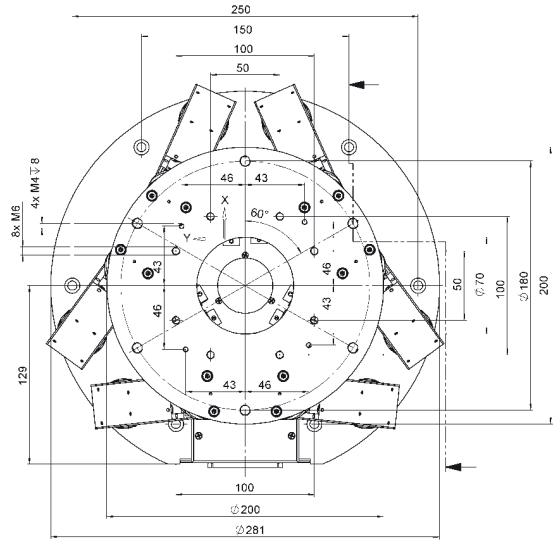
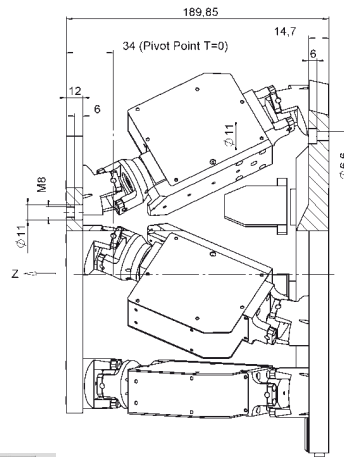
The interferometer test shows the Z axis accuracy over the entire travel range of 25 mm and the extremely high repeatability of  $\pm 0.046 \mu\text{m}$



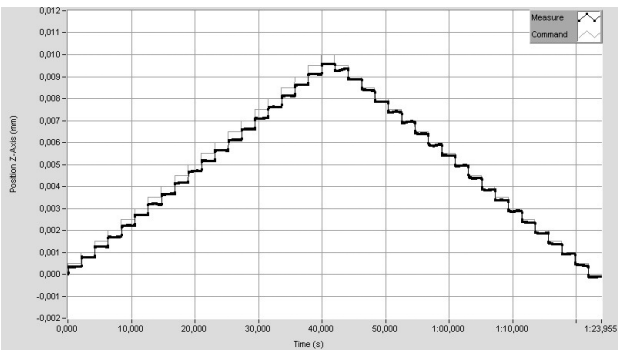
The M-824 comes with a powerful 6D controller and sophisticated, user-friendly positioning and alignment software. Keypad and display are optional

### Open Architecture

Control of the hexapod is facilitated by the controller's open interface architecture, which provides a variety of high-level commands and includes a macro language for programming and storing command sequences.



M-824 dimensions in mm, 3 m cable included



Interferometer tests show the high repeatability, here with 500 nm steps

### Technical Data

Model	M-824.3DG	M-824.3PD	Units
Active axes	X, Y, Z, $\theta_x$ , $\theta_y$ , $\theta_z$	X, Y, Z, $\theta_x$ , $\theta_y$ , $\theta_z$	
<b>Motion and positioning</b>			
*Travel range X, Y	±22.5	±22.5	mm
*Travel range Z	±12.5	±12.5	mm
*Travel range $\theta_x$ , $\theta_y$	±7.5	±7.5	°
*Travel range $\theta_z$	±12.5	±12.5	°
Single-actuator drive	DC-motor, gearhead	ActiveDrive™ DC Motor	
Actuator stroke	±12.5	±12.5	mm
Single-actuator design resolution	0.007	0.5	µm
Integrated sensor	Rotary encoder	Rotary encoder	
Sensor resolution	2048	2048	cts./rev.
**Min. incremental motion X, Y, Z	0.3	1	µm
**Min. incremental motion $\theta_x$ , $\theta_y$ , $\theta_z$	3.5	12	µrad
Repeatability X, Y, Z	±0.5	±0.5	µm
Repeatability $\theta_x$ , $\theta_y$ , $\theta_z$	±6	±6	µrad
Max. velocity X, Y, Z	1	25	mm/s
Max. velocity $\theta_x$ , $\theta_y$ , $\theta_z$	11	270	mrad/s
Typ. velocity X, Y, Z	0.5	10	mm/s
Typ. velocity $\theta_x$ , $\theta_y$ , $\theta_z$	5.5	55	mrad/s
<b>Mechanical properties</b>			
*Stiffness X, Y	1.7	1.7	N/µm
Stiffness Z	7	7	N/µm
Load capacity (baseplate horizontal/any orientation)	10/5***	5/2.5	kg
<b>Miscellaneous</b>			
Operating temperature range	-10 to +50	-10 to +50	°C
Material	Aluminum	Aluminum	
Mass	8	8	kg
<b>Controller</b>			
Controller included	M-850.502	M-850.502	
Operating voltage	100–240 VAC, 50/60 Hz	100–240 VAC, 50/60 Hz	

\*The travel ranges of the individual coordinates (X, Y, Z,  $\theta_x$ ,  $\theta_y$ ,  $\theta_z$ ) are interdependent. The data for each axis in this table shows its maximum travel, where all other axes are at their zero positions. If the other linear or rotational coordinates are not zero, the available travel may be less

\*\*Simultaneous motion of all 6 actuators! No moving cables (as in serial-kinematics stacked systems) to introduce bending sources, torque and friction, which degrade positioning accuracy

\*\*\*Self Locking

Technical data are specified at 20 ± 3 °C. Data for vacuum versions may differ.

## More Hexapods: <http://www.hexapods.net>



### Program Overview

- Piezo Ceramic Actuators & Motors
- Piezo Nanopositioning Systems and Scanners
- Active Optics / Tip-Tilt Platforms
- Capacitive Nanometrology Sensors
- Piezo Electronics: Amplifiers and Controllers
- Hexapod 6-Axis Positioners / Robots
- Micropositioning Stages & Actuators
- Photonics Alignment Systems, Solutions for Telecommunications
- Motor Controllers
- Ultrasonic Linear Motors

### Request or download the complete PI Nanopositioning & Piezo Actuator Catalog



### USA (East) & CANADA

**PI (Physik Instrumente) L.P.**  
16 Albert St.  
Auburn, MA 01501  
Tel: +1 (508) 832 3456  
Fax: +1 (508) 832 0506  
info@pi-usa.us  
www.pi-usa.us

### USA (West) & MEXICO

**PI (Physik Instrumente) L.P.**  
5420 Trabuco Rd., Suite 100  
Irvine, CA 92620  
Tel: +1 (949) 679 9191  
Fax: +1 (949) 679 9292  
info@pi-usa.us  
www.pi-usa.us

### JAPAN

**PI Japan Co., Ltd.**  
Akebono-cho 2-38-5  
Tachikawa-shi  
J-Tokyo 190  
Tel: +81 (42) 526 7300  
Fax: +81 (42) 526 7301  
info@pi-japan.jp  
www.pi-japan.jp

**PI Japan Co., Ltd.**  
Hanahara Dai-ni Building, #703  
4-11-27 Nishinakajima,  
Yodogawa-ku, Osaka-shi  
J-Osaka 532  
Tel: +81 (6) 6304 5605  
Fax: +81 (6) 6304 5606  
info@pi-japan.jp  
www.pi-japan.jp

### CHINA

**Physik Instrumente  
(PI Shanghai) Co., Ltd.**  
Building No. 7-301  
Longdong Avenue 3000  
201203 Shanghai, China  
Tel: +86 (21) 687 900 08  
Fax: +86 (21) 687 900 98  
info@pi-china.cn  
www.pi-china.cn

### UK & IRELAND

**PI (Physik Instrumente) Ltd.**  
Trent House  
University Way,  
Cranfield Technology Park,  
Cranfield,  
Bedford MK43 0AN  
Tel: +44 (1234) 756 360  
Fax: +44 (1234) 756 369  
uk@pi.ws  
www.physikinstrumente.co.uk

### FRANCE

**PI France S.A.S**  
244 bis, avenue Max Dormoy  
92120 Montrouge  
Tel: +33 (1) 55 22 60 00  
Fax: +33 (1) 41 48 56 62  
info.france@pi.ws  
www.pi-france.fr

### ITALY

**Physik Instrumente (PI) S.r.l.**  
Via G. Marconi, 28  
I-20091 Bresso (MI)  
Tel: +39 (02) 665 011 01  
Fax: +39 (02) 873 859 16  
info@pionline.it  
www.pionline.it

### GERMANY

**Physik Instrumente (PI)  
GmbH & Co. KG**  
Auf der Römerstr. 1  
D-76228 Karlsruhe/Palmbach  
Tel: +49 (721) 4846-0  
Fax: +49 (721) 4846-100  
info@pi.ws · www.pi.ws